

# NE58K9560WS

## 5.8 cu. ft. Slide-In Induction Range with Virtual Flame™ Technology



Stainless Steel



Full Induction Cooktop with Virtual Flame™ Technology



WiFi Connectivity

### Features

- Virtual Flame™
- Slide-In Design
- WiFi Connectivity
- Dual Convection
- Glass-Touch Controls
- Large Oven Capacity—5.8 cu. ft.
- Clear View Window
- Warming Drawer: High, Medium, Low
- Hidden Bake Element
- Sabbath Mode

### Convenience

- Self + Steam Clean
- Hot Surface Indicator Lights
- Auto Oven Light
- Proofing
- Sabbath Mode
- Kitchen Timer
- Delay Start
- Auto Shut-Off Option
- Child Safety Lock
- 3 Preset Easy Cook Options

### Signature Features

#### Virtual Flame™

- Gives you the visual of gas cooking with the precision of induction cooking.
- LED lights shine onto pots and pans providing visual cues that the cooktop is on.

#### Induction

- Intuitive cookware recognition generates powerful heat only where a pot or pan is detected.
- Spatters and spills wipe away effortlessly with a damp cloth.
- Water boils quicker than gas and twice as fast as radiant electric cooktops.

#### WiFi Connectivity

- Remotely monitor your cooktop and control your oven with WiFi capability.
- Cook from anywhere: Use your smart phone to remotely monitor for safety, turn the oven on\* or off, and adjust the time and temperature.

\*As a safety precaution, remote start function only available on the Electric Range.

# SAMSUNG

# NE58K9560WS

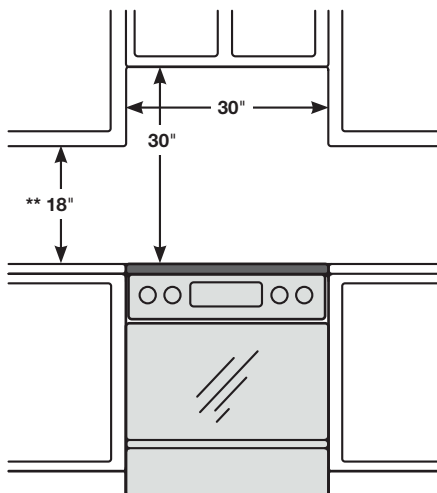
## 5.8 cu. ft. Slide-In Induction Range with Virtual Flame™ Technology

### Installing Your Range

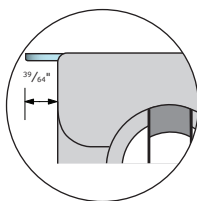
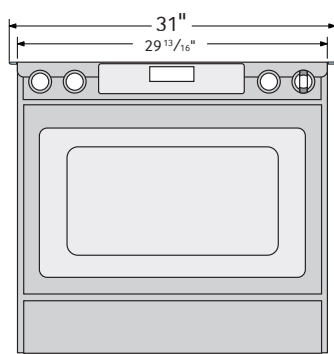
30" minimum clearance between the top of the cooking surface and the bottom of an unprotected wood or metal cabinet; or 24" minimum when the bottom of the wood or metal cabinet is protected by not less than 1/4" flame retardant millboard covered with not less than no.28 MSG sheet steel, 0.015" stainless steel, 0.024" aluminum or 0.020" copper.

\*\* 18" minimum between the countertop and the adjacent cabinet bottom.

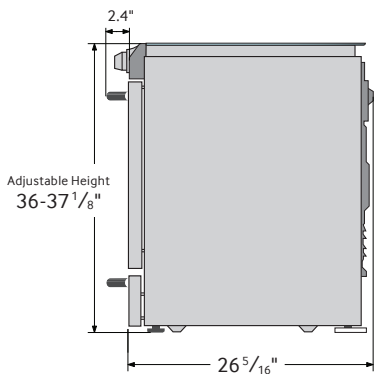
**IMPORTANT:** To eliminate the risk of burns or fire caused by reaching over heated surface units, cabinet storage space located above the surface units should be avoided. If cabinet storage is to be provided, the risk can be reduced by installing a range hood that projects horizontally a minimum of 5" beyond the bottom of the cabinets.



### Dimensions



Glass cooktop overlaps and sits on top of your kitchen countertop to give a built-in look. Cutout space for the range is 29 13/16.



### Induction Cooktop

- Right Front: 11", 2.3 KW (Boost 3.3kW)
- Left Front: 7", 1.8 KW (Boost 1.8kW)
- Right Rear: 6", 1.2 KW (Boost 2.0kW)
- Left Rear: 7", 1.8 KW (Boost 1.8kW)

### Oven

- Capacity: 5.8 cu. ft.
- Hidden Bake Element: 3000W
- Bake: 175°F - 550°F
- Convection Bake: 175°F - 550°F
- Convection Roast: 175°F - 550°F
- Broil (Low - High)
- Convection Element/Heater: 1250W
- Proofing
- Sabbath Mode

### Warming Drawer

- Capacity: 0.7 cu. ft.
- Heating Performance: 600W (4 pass)
- Temperature Settings: High, Medium, Low

### Warranty

One (1) Year All Parts and Labour

NET DIMENSIONS (W x H x D)		WEIGHT	
Imperial (inches)	Metric (mm)	(lbs)	(kg)
31 * 36-37.1 (Adjustable) * 26.3	787.4 * 914.4-942.34 * 668.02	219.8	99.69
SHIPPING DIMENSIONS (W x H x D)		WEIGHT	
Imperial (inches)	Metric (mm)	(lbs)	(kg)
33.06 * 41.75 * 30.31	839.72 * 1060.45 * 769.87	244.1	110.72

COLOUR	MODEL #	UPC CODE
Stainless Steel	NE58K9560WS	887276132280

PLEASE VISIT [SAMSUNG.COM](https://www.samsung.com) FOR OUR LATEST UPDATES.

Actual colour may vary. Design, specifications, and colour availability are subject to change without notice. Non-metric weights and measurements are approximate.

© 2016 Samsung Electronics Canada Inc. All rights reserved. Samsung is a registered trademark of Samsung Electronics Co., Ltd., used with permission.

# SAMSUNG